

All COVID-19 Testing

Sample Collection Date

11/12/2020

11/18/2020



1,591

Total Tests

1,504

Neg.Results

82

Pos.Results

5.15

% Positive

Patient Type

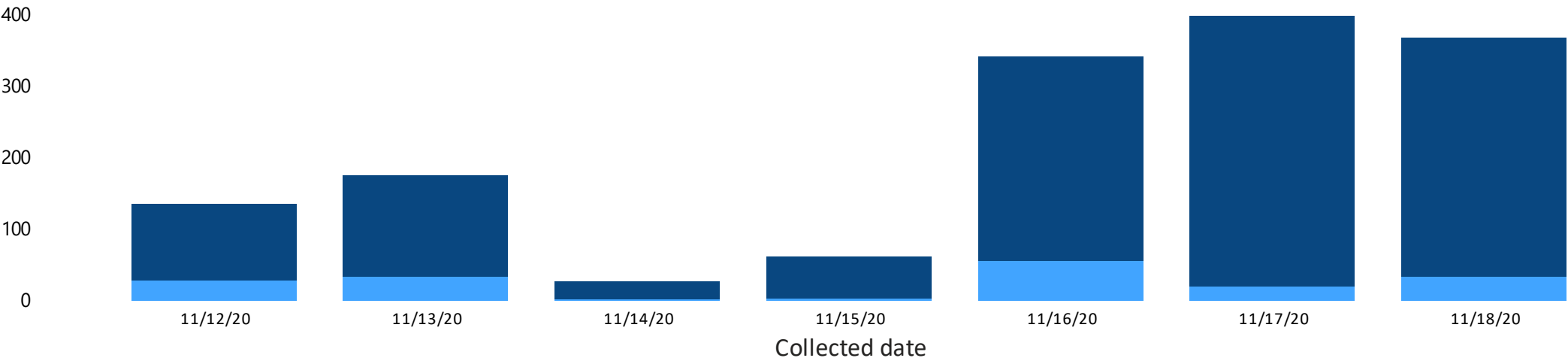


All



Negative Tests by Collection Date and Patient Type

Patient Type ● Lawrence Faculty/Staff ● Lawrence Student

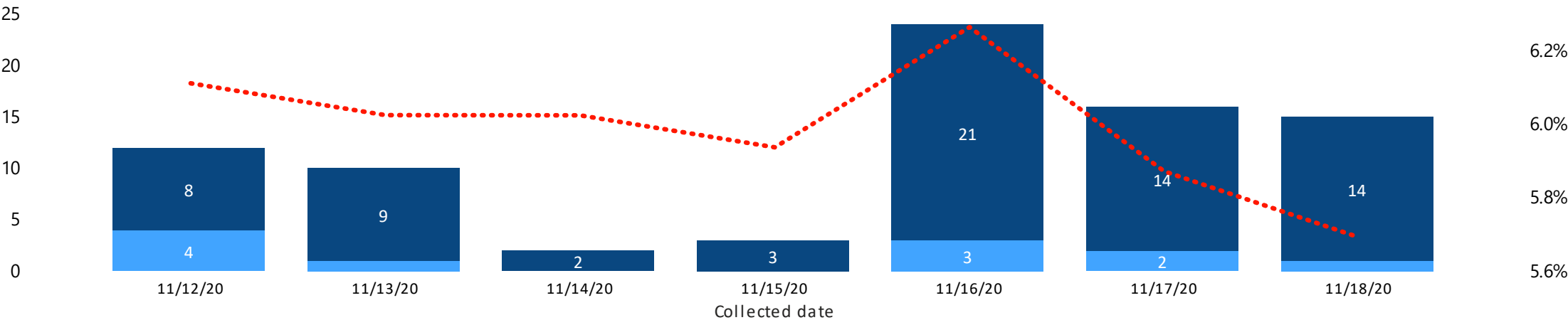


Douglas County Rate of COVID-19 Cases/100,000 Population, Last 7 Days

313

Positive Tests by Collection Date and Patient Type

Patient Type ● Lawrence Faculty/Staff ● Lawrence Student ● 14 Days % Positive Avg.



Entry & Prevalence Testing

Sample Collection Date

11/12/2020

11/18/2020

1,371

Total Tests

1,319

Neg.Results

47

Pos.Results

3.43

% Positive

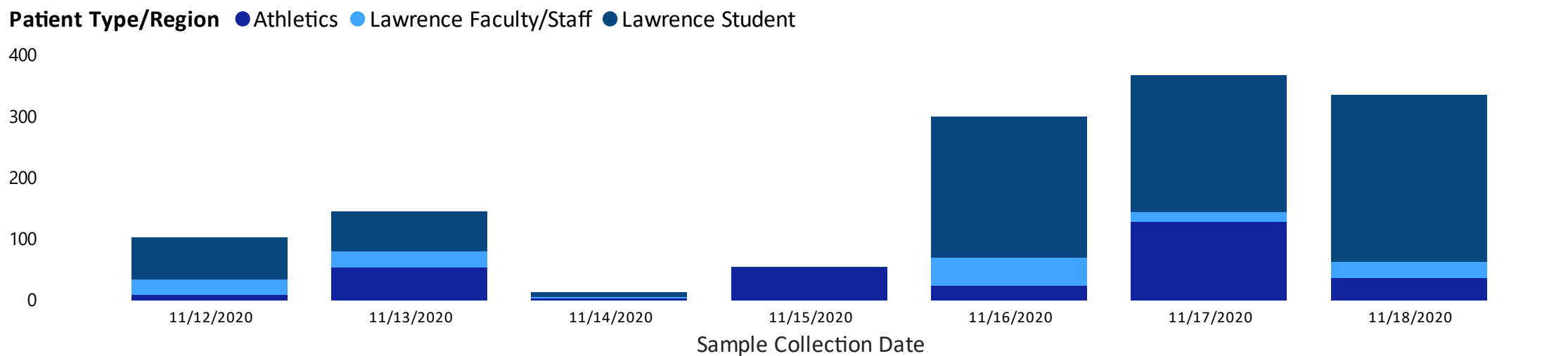
0.6

Avg. TAT/Days

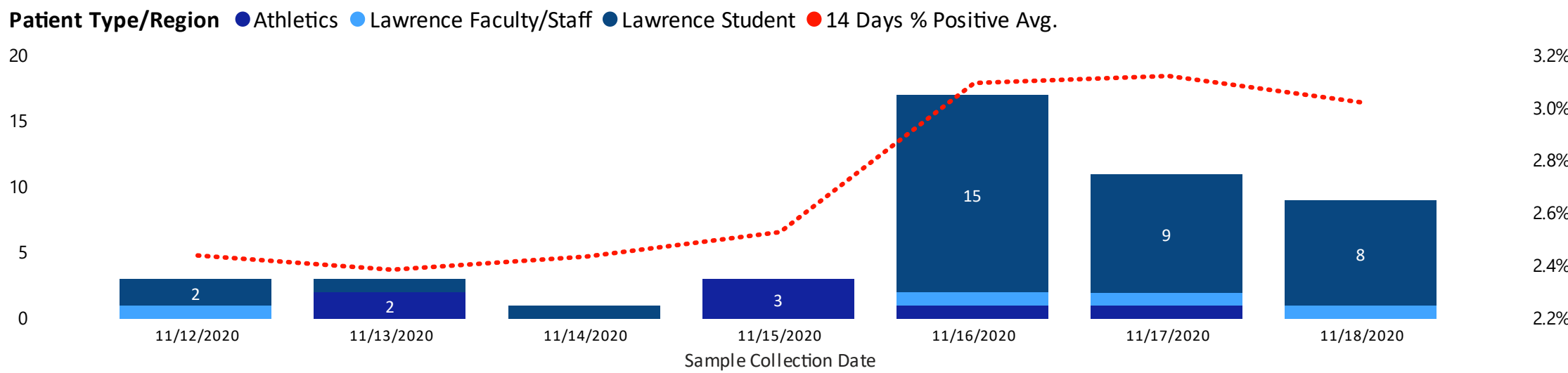
5

Labs >48Hours

Negative Tests by Collection Date and Patient Type



Positive Tests by Collection Date and Patient Type



Date

11/12/2020

11/18/2020

105

COVID-19 Clinic Visits

35

COVID-19 Swab Orders

0

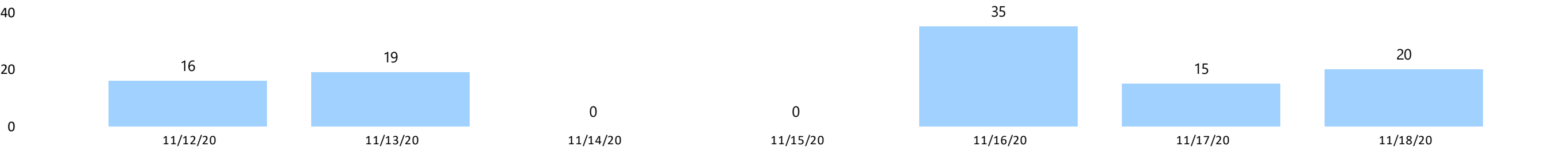
Pos. Results

0.00


% Positive

Watkins Symptomatic Testing

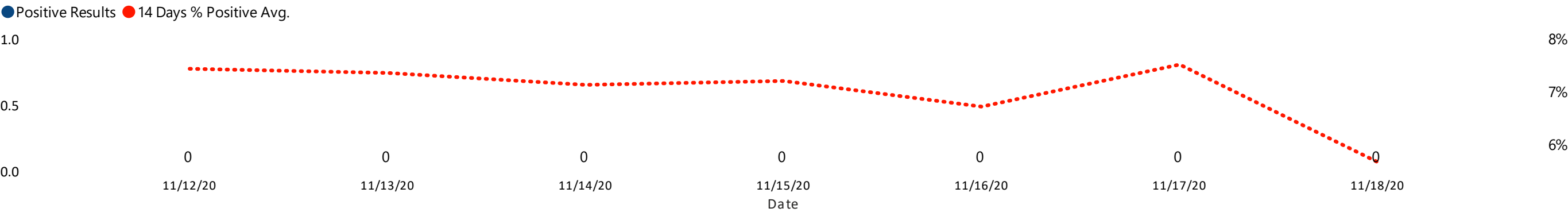
Watkins Health Center Clinic Visits by Date



Watkins Health Center COVID-19 Swab Orders by Date



Watkins Health Center COVID-19 Positive Results by Date



UKHS Symptomatic Testing

Sample Collection Date

11/12/2020

11/18/2020

179
Total Tests

144
Neg. Results

35
Pos. Results

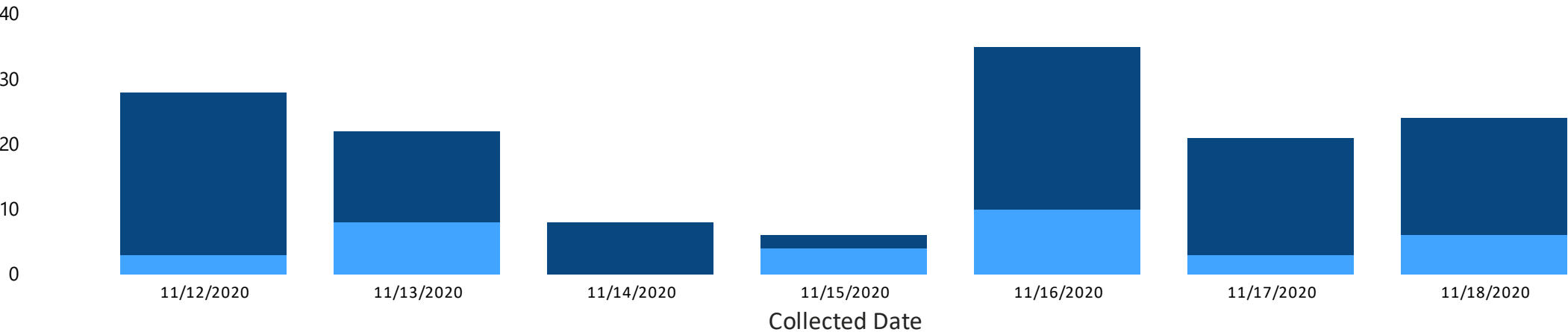
19.55
% Positive

- Patient Type
- ☐ Lawrence Faculty/Staff

☐ Lawrence Student

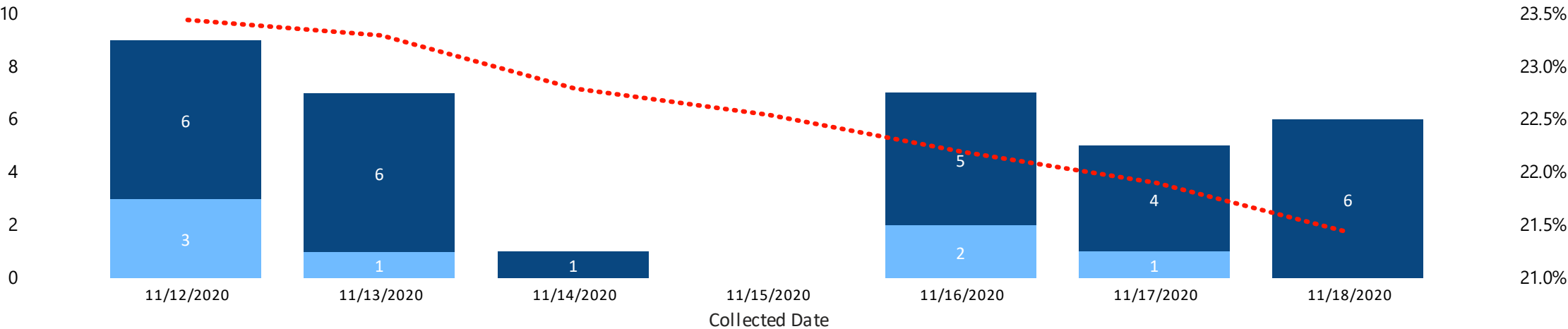
Negative Tests by Collection Date and Patient Type

Patient Type Lawrence Faculty/Staff Lawrence Student



Positive Tests by Collection Date and Patient Type

Patient Type Lawrence Faculty/Staff Lawrence Student 14 Days % Positive Avg.



Sample Collection Date

11/12/2020

11/18/2020

LMH Symptomatic Testing

9

Total Tests

9

Neg.Result

0

Pos.Result

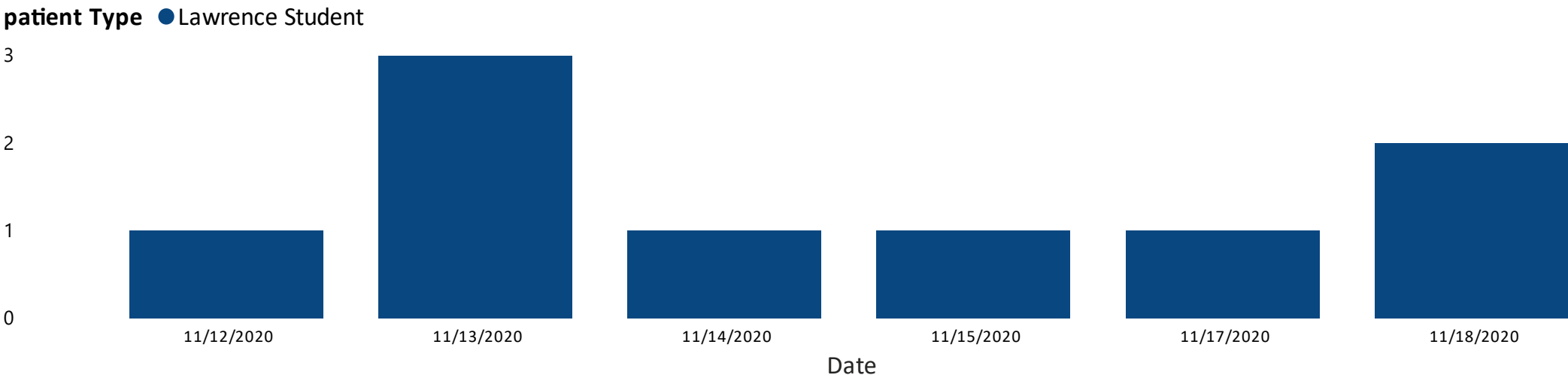
0.00

% Positive

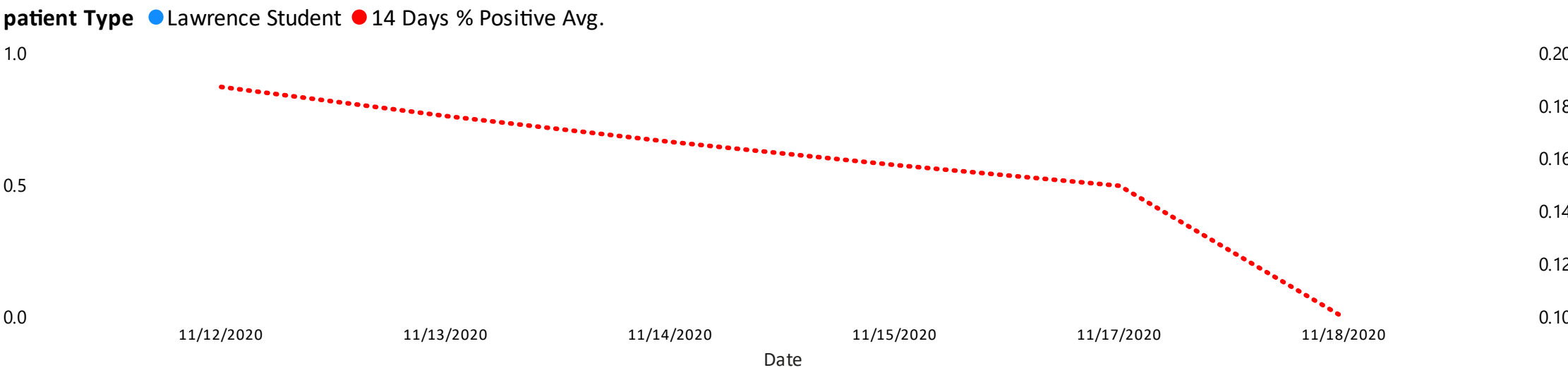
patient Type

Lawrence Student

Negative Tests by Collection Date and Patient Type



Positive Tests by Collection Date and Patient Type



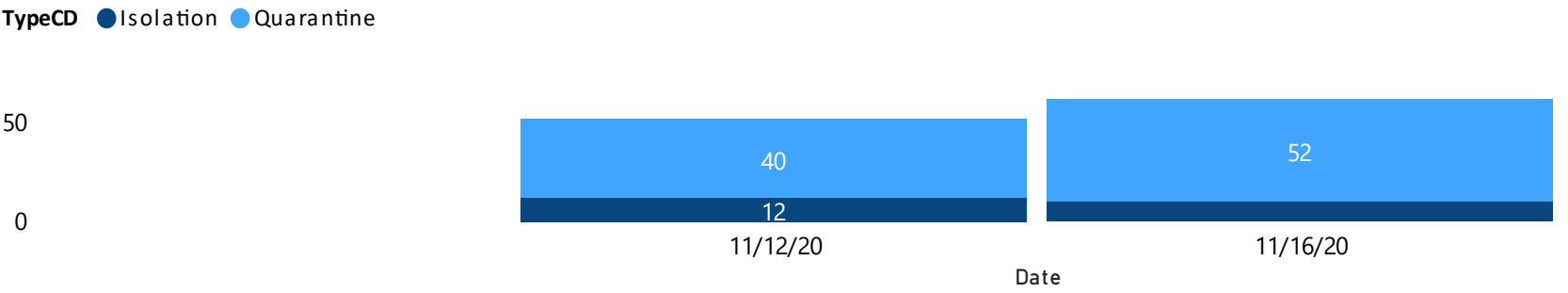
COVID-19 On Campus Housing Volume

Date

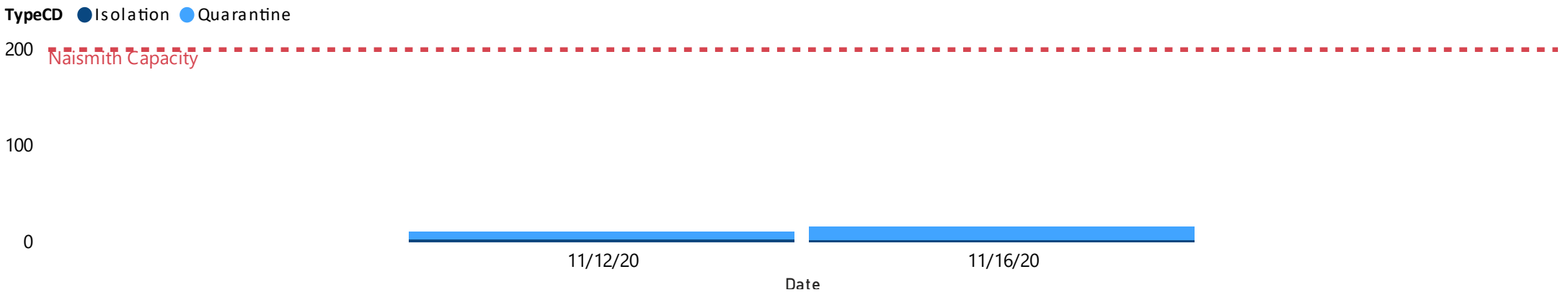
11/12/2020

11/18/2020

Total KU Student Housing Isolated & Quarantined Students by Date




Naismith Housing Isolated & Quarantined Students by Date



On-Campus Housing Isolated & Quarantined Students by Date



Off-Campus Location/Home Housing Isolated & Quarantined Students by Date



10

Total Currently in Isolation

52

Total Currently in Quarantine

Notes

Please note the following several items as they relate to the dashboard:

1. Source data have been acquired through a collaborative process with strict protections on confidentiality through data use agreements and governance consistent with patient consents and applicable privacy laws. The following parties contributed data and agreed to provisions to protect patient confidential information: Clinical Reference Laboratory, Lawrence-Douglas County Public Health, LMH Health, Watkins Health Services, The University of Kansas Health System.

2. At times, testing results may be delayed from the collection date, particularly the most recent days, due to lab turnaround time. Data presented seek to balance data recency to measure demands and capacity with an accurate picture of the positivity rate. Each of multiple sources provide data in slightly different manner.

3. Data Sources

-All COVID-19 Testing: the data for this section of the dashboard is provided by Clinical Reference Laboratory (CRL), Watkins Health Services/ The University of Kansas, and The University of Kansas Health System. The testing from all sources are combined and grouped into four segments: Lawrence Student, Lawrence\Faculty/Staff, and Edwards Student and Faculty/Staff.

-Entry & Prevalence Testing: the data for this section of the dashboard is provided from saliva testing performed by CRL. It is combined and grouped into four segments: Athletics, Lawrence Student Lawrence Faculty/Staff, and Edwards Student and faculty/Staff.

-Watkins Symptomatic Testing: the data for this section of the dashboard is provided by Watkins Health Services. Data included in this section are clinic visits, all swab orders and positive cases. There may be a delay between swab order date and results date given send out lab turnaround time.

-COVID-19 Housing volumes and call volumes data are provided by KU Lawrence housing and call center sources. On campus housing students can choose to isolate and quarantine at home or on-campus.

On Campus Housing Volume- Housing numbers are point-in-time data for the reported date and location. A student will be reported each date that they are in quarantine/ isolation, and are removed from the counts once finished with their quarantine/isolation and return to their original room assignment and activity.