

# All COVID-19 Testing

Sample Collection Date

9/21/2020 9/27/2020

**954**  
Total Tests

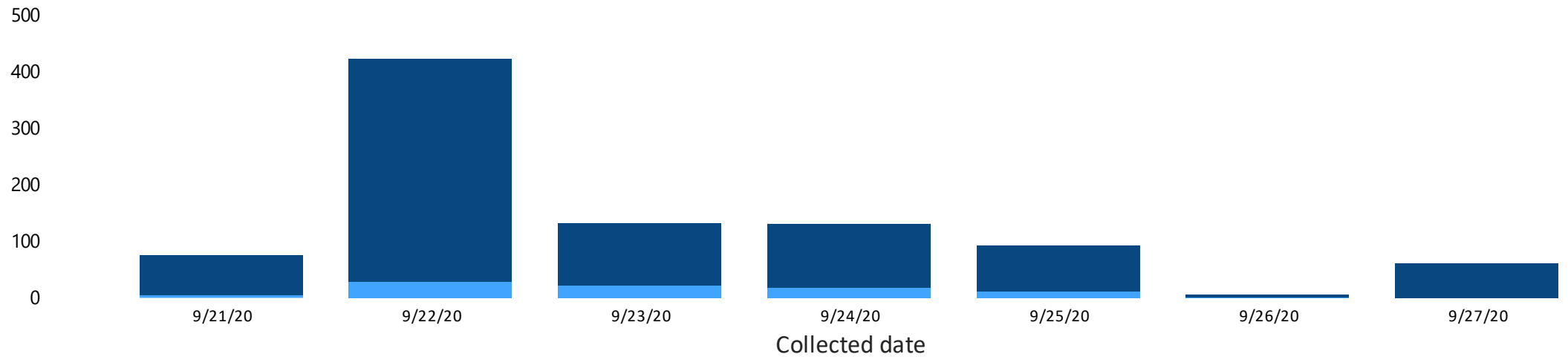
**921**  
Neg. Results

**31**  
Pos. Results

**3.25**  
% Positive

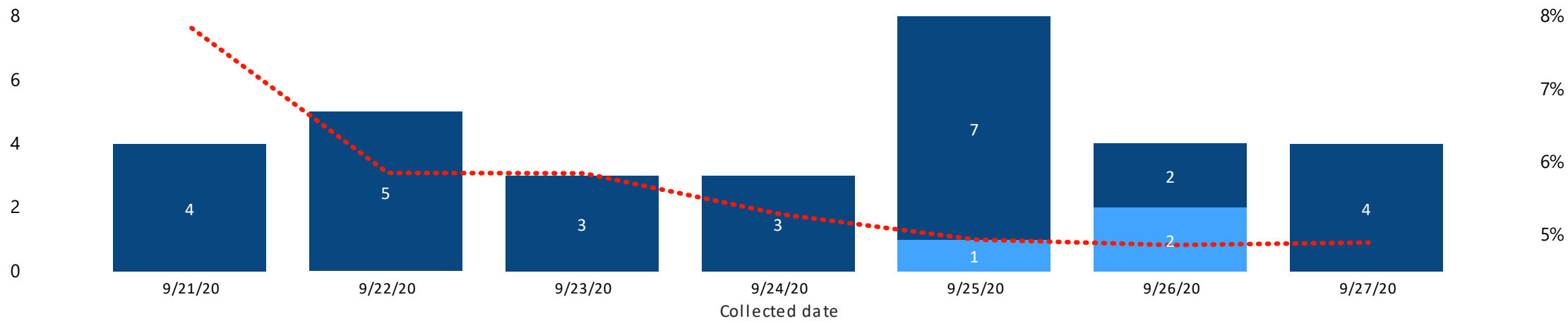
## Negative Tests by Collection Date and Patient Type

Patient Type ● Edwards (Student/Faculty/Staff) ● Lawrence Faculty/Staff ● Lawrence Student



## Positive Tests by Collection Date and Patient Type

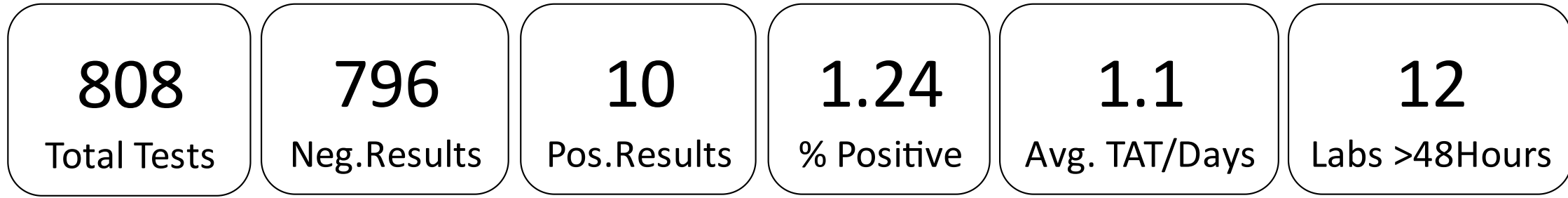
Patient Type ● Edwards (Student/Faculty/Staff) ● Lawrence Faculty/Staff ● Lawrence Student ● 14 Days % Positive Avg.



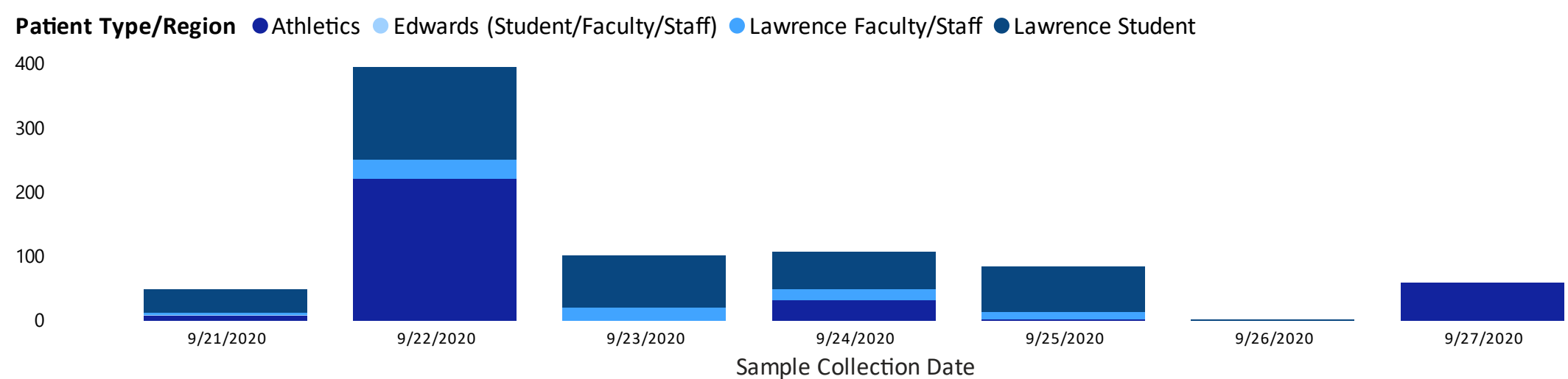
Douglas County Rate of COVID-19 Cases/100,000 Population, Last 7 Days

**133**

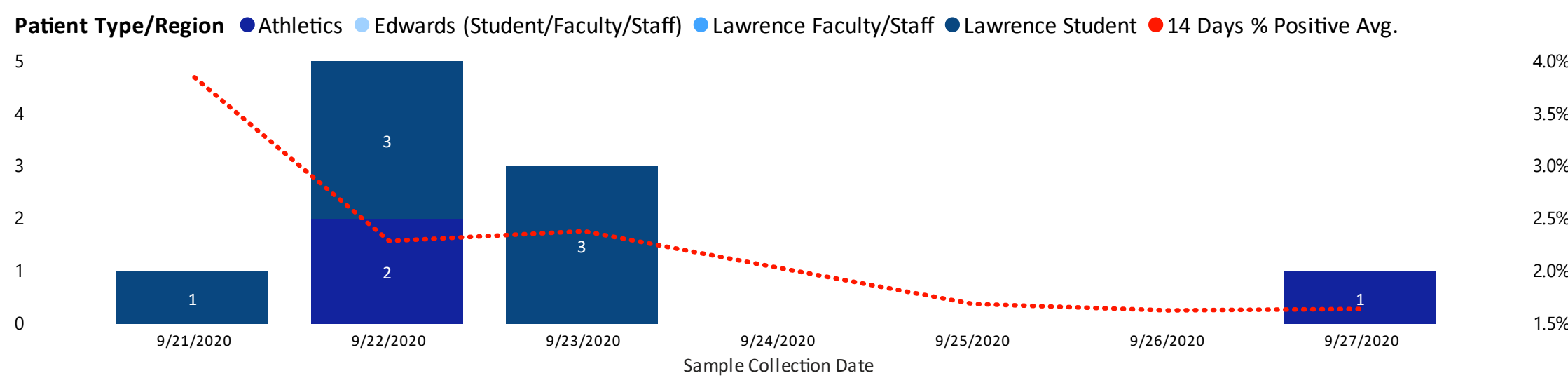
# Entry & Prevalence Testing



## Negative Tests by Collection Date and Patient Type



## Positive Tests by Collection Date and Patient Type



Sample Collection Date

9/21/2020 9/27/2020

Patient Type/Region

All

# Watkins Symptomatic Testing



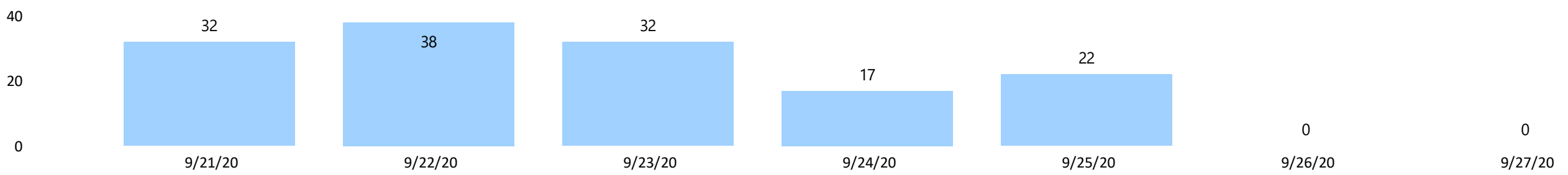
**141**  
COVID-19 Clinic Visits

**112**  
COVID-19 Swab Orders

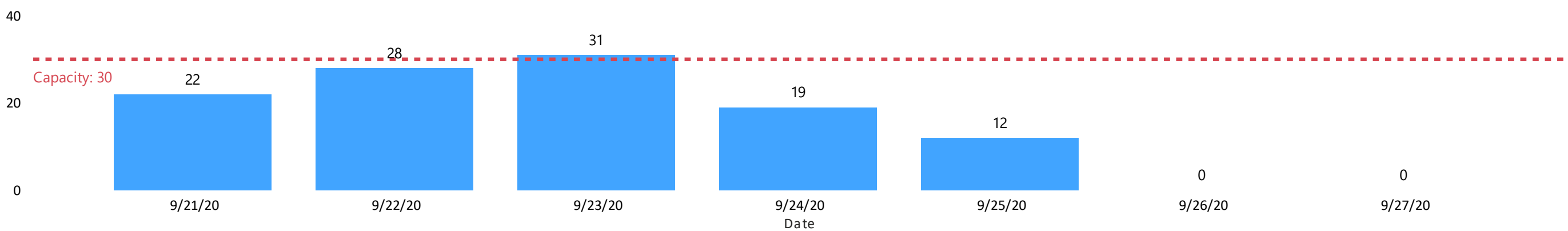
**8**  
Pos. Results

**7.14**  
% Positive

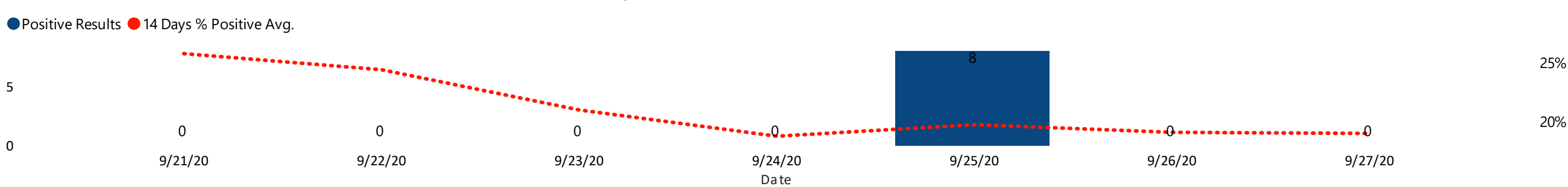
## Watkins Health Center Clinic Visits by Date



## Watkins Health Center COVID-19 Swab Orders by Date



## Watkins Health Center COVID-19 Positive Results by Date



# UKHS Symptomatic Testing

Sample Collection Date

9/21/2020 9/27/2020

**34**  
Total Tests

**21**  
Neg. Results

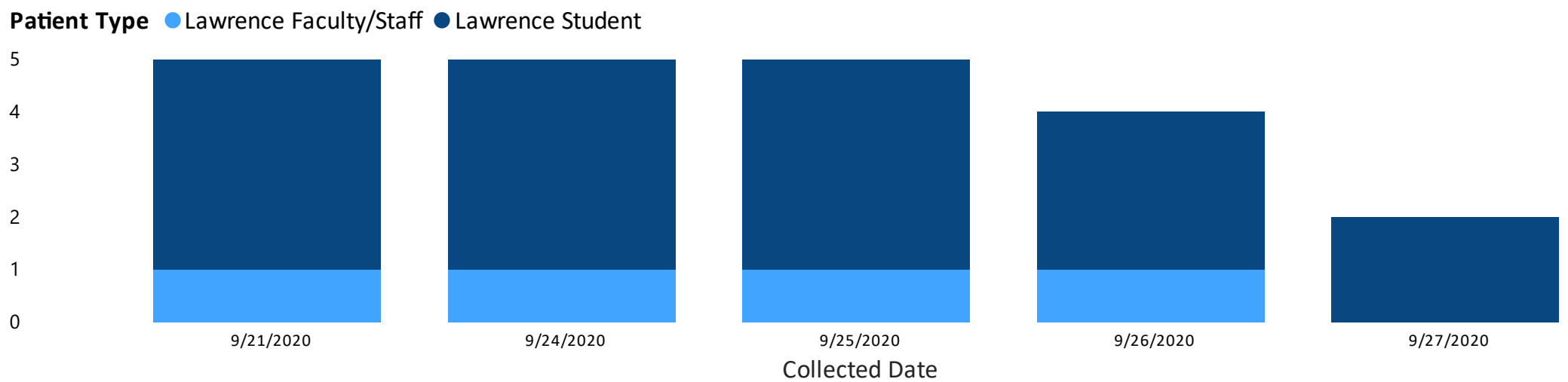
**13**  
Pos. Results

**38.24**  
% Positive

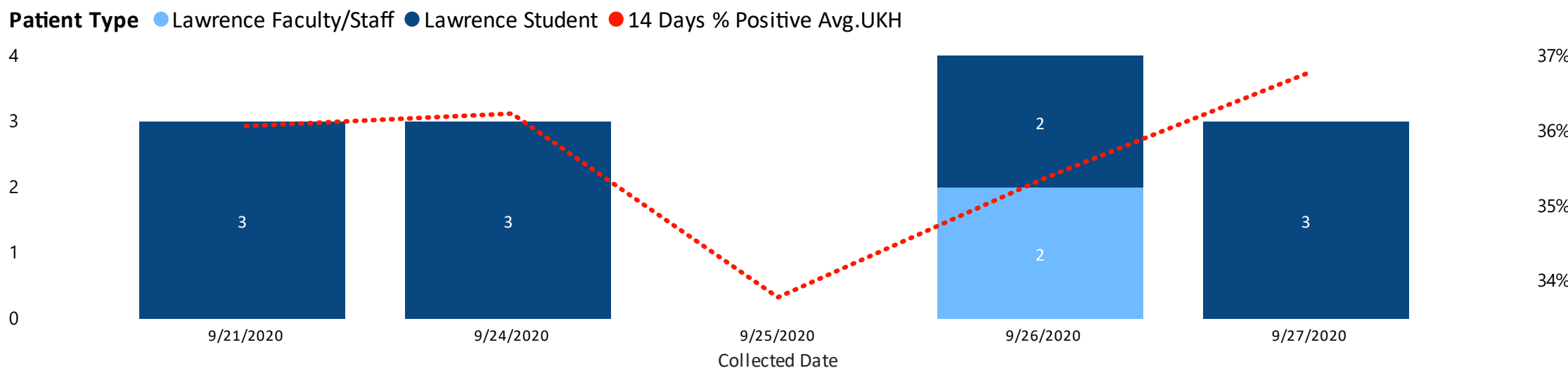
Patient Type

- Lawrence Faculty/Staff
- Lawrence Student

## Negative Tests by Collection Date and Patient Type



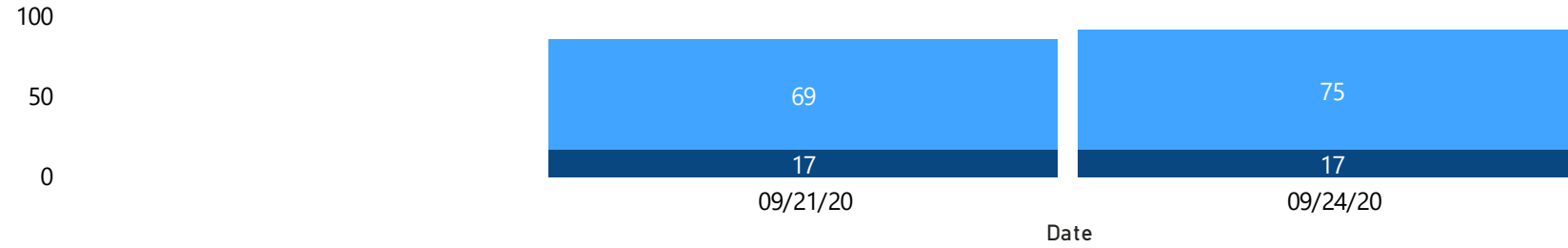
## Positive Tests by Collection Date and Patient Type



# COVID-19 On Campus Housing Volume

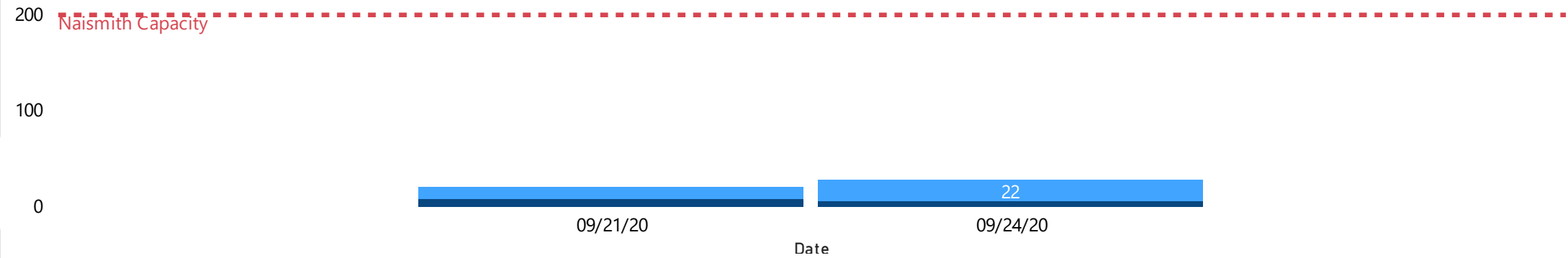
## Total KU Student Housing Isolated & Quarantined Students by Date

TypeCD ● Isolation ● Quarantine



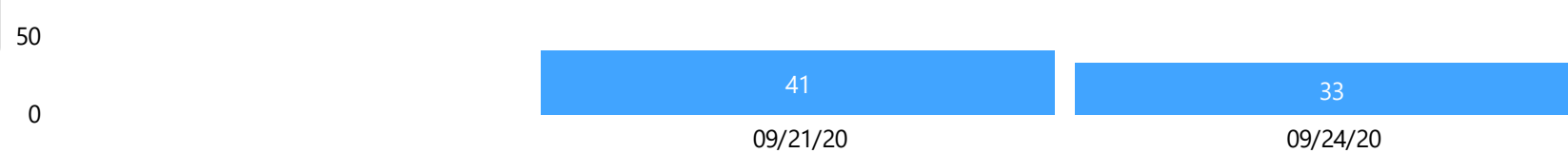
## Naismith Housing Isolated & Quarantined Students by Date

TypeCD ● Isolation ● Quarantine



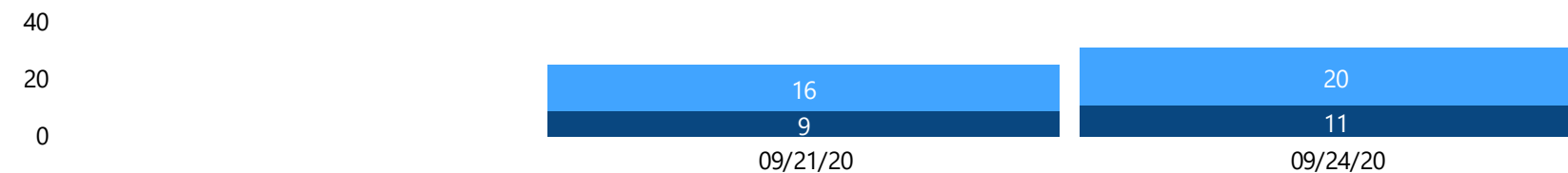
## On-Campus Housing Isolated & Quarantined Students by Date

TypeCD ● Isolation ● Quarantine



## Off-Campus Location/Home Housing Isolated & Quarantined Students by Date

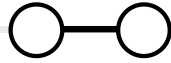
TypeCD ● Isolation ● Quarantine



Date

9/21/2020

9/27/2020



17

Total Currently in Isolation

75

Total Currently in Quarantine

## Notes

### **Please note the following several items as they relate to the dashboard:**

1. Source data have been acquired through a collaborative process with strict protections on confidentiality through data use agreements and governance consistent with patient consents and applicable privacy laws. The following parties contributed data and agreed to provisions to protect patient confidential information: Clinical Reference Laboratory, Lawrence-Douglas County Public Health, LMH Health, Watkins Health Services, The University of Kansas Health System.

2. At times, testing results may be delayed from the collection date, particularly the most recent days, due to lab turnaround time. Data presented seek to balance data recency to measure demands and capacity with an accurate picture of the positivity rate. Each of multiple sources provide data in slightly different manner.

### **3. Data Sources**

-All COVID-19 Testing: the data for this section of the dashboard is provided by Clinical Reference Laboratory (CRL), Watkins Health Services/ The University of Kansas, and The University of Kansas Health System. The testing from all sources are combined and grouped into four segments: Lawrence Student, Lawrence\Faculty/Staff, and Edwards Student and Faculty/Staff.

-Entry & Prevalence Testing: the data for this section of the dashboard is provided from saliva testing performed by CRL. It is combined and grouped into four segments: Athletics, Lawrence Student Lawrence Faculty/Staff, and Edwards Student and faculty/Staff.

-Watkins Symptomatic Testing: the data for this section of the dashboard is provided by Watkins Health Services. Data included in this section are clinic visits, all swab orders and positive cases. There may be a delay between swab order date and results date given send out lab turnaround time.

-COVID-19 Housing volumes and call volumes data are provided by KU Lawrence housing and call center sources. On campus housing students can choose to isolate and quarantine at home or on-campus.

On Campus Housing Volume- Housing numbers are point-in-time data for the reported date and location. A student will be reported each date that they are in quarantine/ isolation, and are removed from the counts once finished with their quarantine/isolation and return to their original room assignment and activity.