

# All COVID-19 Testing

Sample Collection Date

9/3/2020 9/9/2020

**915**  
Total Tests

**845**  
Neg.Results

**70**  
Pos.Results

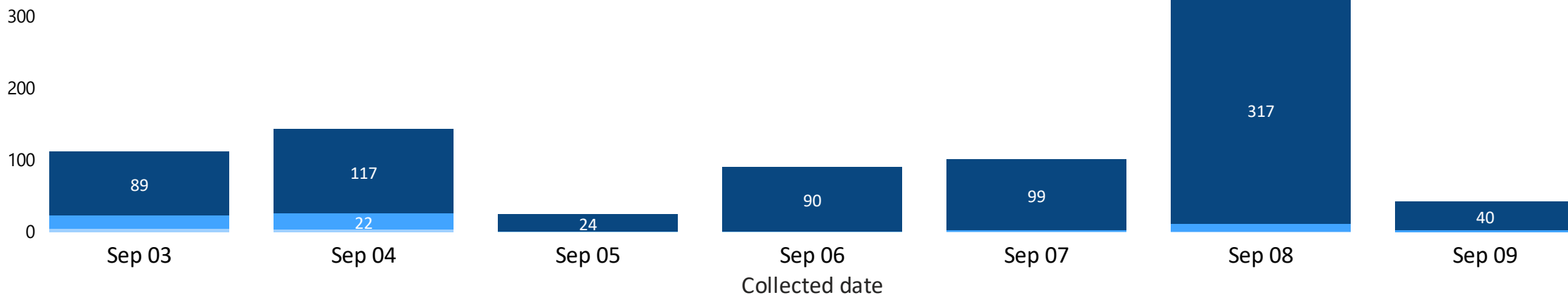
**7.65**  
% Positive

Patient Type

- Edwards (Student/Facult...
- Lawrence Faculty/Staff
- Lawrence Student


## Negative Tests by Collection Date and Patient Type

Patient Type ● Edwards (Student/Faculty/Staff) ● Lawrence Faculty/Staff ● Lawrence Student



## Positive Tests by Collection Date and Patient Type

Patient Type ● Edwards (Student/Faculty/Staff) ● Lawrence Faculty/Staff ● Lawrence Student



Douglas County Rate of COVID-19 Cases/100,000 Population, Last 7 Days

**191**

# Entry & Prevalence Testing

Sample Collection Date

9/3/2020 9/9/2020

**782**  
Total Tests

**735**  
Neg.Results

**47**  
Pos.Results

**6.01**  
% Positive

**1.4**  
Avg. TAT/Days

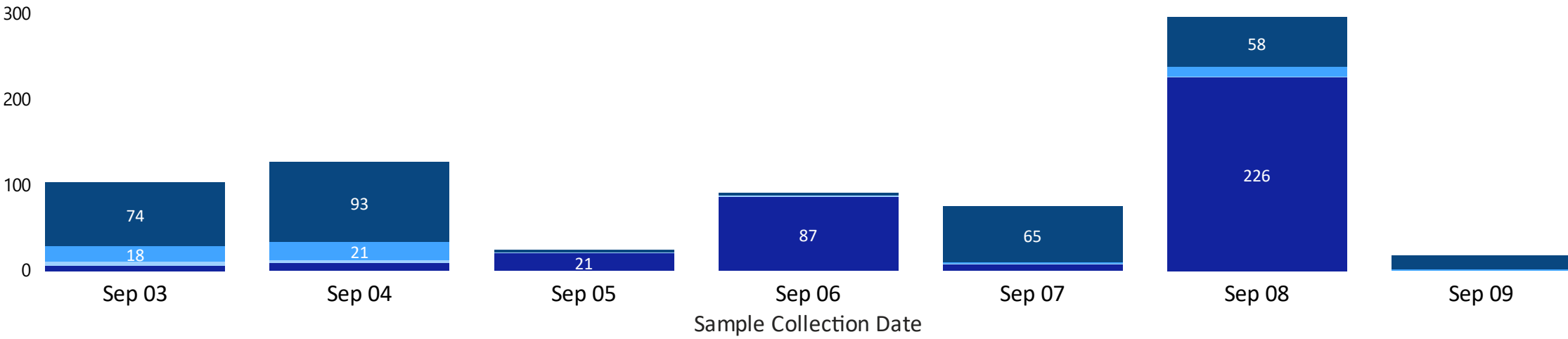
**100**  
Labs >48Hours

Patient Type/Region

All

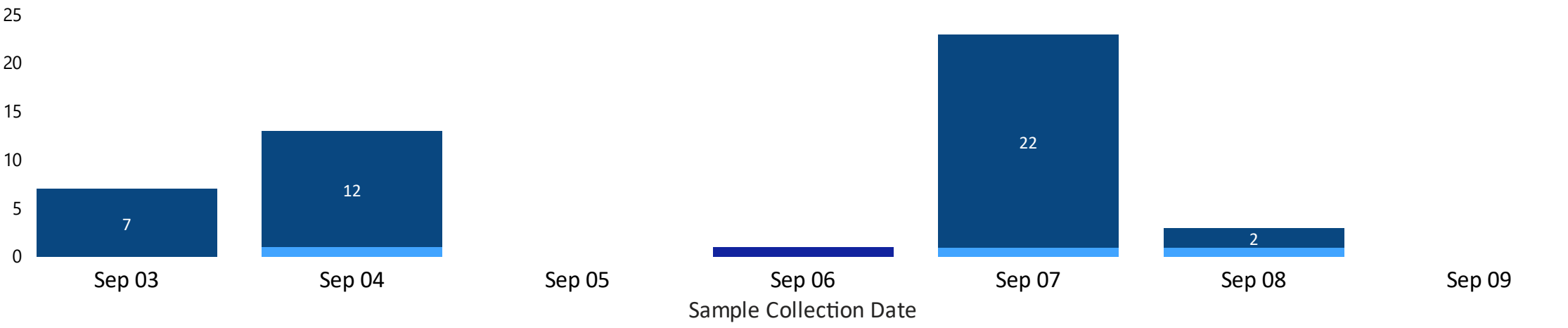
## Negative Tests by Collection Date and Patient Type

Patient Type/Region ● Athletics ● Edwards (Student/Faculty/Staff) ● Lawrence Faculty/Staff ● Lawrence Student



## Positive Tests by Collection Date and Patient Type

Patient Type/Region ● Athletics ● Edwards (Student/Faculty/Staff) ● Lawrence Faculty/Staff ● Lawrence Student



# Watkins Symptomatic Testing

Date

9/3/2020 9/9/2020

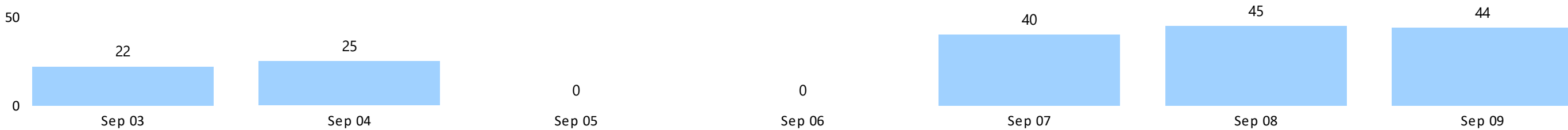
**176**  
COVID-19 Clinic Visits

**133**  
COVID-19 Swab Orders


**23**  
Positive Results

**17.29**  
% Positive


## Watkins Health Center Clinic Visits by Date



## Watkins Health Center COVID-19 Swab Orders by Date



## Watkins Health Center COVID-19 Positive Results by Date



# COVID-19 Housing Volumes

Date

9/3/2020

9/9/2020



## University of Kansas, Lawrence Campus Housing Isolated & Quarantined Students by Date

● Isolation ● Quarantine

Isolation Capacity

